
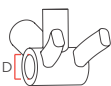


2 IN POWER MTB

IN POWER MTB

KAPIC BOOST AXLE

| Frame Cuadro |  | |  | NDS - L | | | | | | DS - R | | | | | | Compatible BB Pedalier compatible |
|-----------------|---|------------|---|-----------------|----------------|----------------|----------------|-----------------|----------------|----------------|----------------|----------------|----------------|-----------------|----------------|--------------------------------------|
| | Width (mm) | WR (mm) | | Inner diam (mm) | Type A: 2.1 mm | Type B: 6.1 mm | Type C: 8.6 mm | Type D: 11.3 mm | Type E: 0.5 mm | Type F: 3.0 mm | Type A: 2.1 mm | Type B: 6.1 mm | Type C: 8.6 mm | Type D: 11.3 mm | Type E: 0.5 mm | |
| BB92 | 92 | 48.5 Asym | 41 | | | | X | | | | | | | | | PF4130 |
| | | 47.25 Asym | | | X | | | | X | | | | X | | | |
| BB89 | 89.5 | 44.75 Sym | 41 | X | | | | | X | | | | X | X | | PF4130 |
| BSA - 73 | 73 | 39 Asym | BSA Thread | | | | X | | | | | | X | | | BSA30 |
| | | 37.75 Asym | | | X | | X | X | | | | | | | | |
| | | 36.5 Sym | | X | | | X | | | | | | X | | | |
| PF30 - 73 | 73 | 39 Asym | 46 | | | | X | | | | | | X | | | UBB PF30 |
| | | 37.75 Asym | | | X | | X | X | | | | | | | | |
| | | 36.5 Sym | | X | | | X | | | | | | X | | | |
| BSA - 68 | 68 | 34 Sym | BSA Thread | | | | X | | | X | | | | X | | BSA30 |
| PF30 - 68 | 68 | 34 Sym | 46 | | | | X | | | X | | | | X | | UBB PF30 |
| PF30 - A83 | 83 | Asym | 46 | | | | X | X | X | | | X | X | | | PF30 |


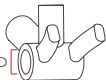
NDS - L: Non-Drive side - Left

DS - R: Drive side - Right

Asymmetric: Asimétrico

Symmetric: Simétrico

KAPIC STANDARD AXLE

| Frame Cuadro |  | |  | NDS - L | | | | | | DS - R | | | | | | Compatible BB Pedalier compatible |
|-----------------|---|------------|---|--|----------------|----------------|----------------|-----------------|----------------|----------------|----------------|----------------|----------------|-----------------|----------------|--------------------------------------|
| | Width (mm) | WR (mm) | | Inner diam (mm) | Type A: 2.1 mm | Type B: 6.1 mm | Type C: 8.6 mm | Type D: 11.3 mm | Type E: 0.5 mm | Type F: 3.0 mm | Type A: 2.1 mm | Type B: 6.1 mm | Type C: 8.6 mm | Type D: 11.3 mm | Type E: 0.5 mm | |
| BB92 | 92 | 48.5 Asym | 41 | Not compatible (Use KAPIC Boost axle) | | | | | | | | | | | | PF4130 |
| | | 47.25 Asym | | | | | | | | | | | | | | |
| BB89 | 89.5 | 44.75 Sym | 41 | | X | | | | | | | | | X | | PF4130 |
| BB84 | 84 | 42 Sym | 42 | X | X | | | | X | X | | | | X | X | BB30 |
| BSA - 73 | 73 | 39 Asym | BSA Thread | Not compatible (Use KAPIC Boost axle) | | | | | | | | | | | | BSA30 |
| | | 37.75 Asym | | | | | | | | | | | | | | |
| | | 36.5 Sym | | | X | | | | | | | | | | | |
| PF30 - 73 | 73 | 39 Asym | 46 | Not compatible (Use KAPIC Boost axle) | | | | | | | | | | | | UBB PF30 |
| | | 37.75 Asym | | | | | | | | | | | | | | |
| | | 36.5 Sym | | | X | | | | | | | | | | | |
| BSA - 68 | 68 | 34 Sym | BSA Thread | X | X | | | | | X | | | | | | BSA30 |
| PF30 - 68 | 68 | 34 Sym | 46 | X | X | | | | | X | | | | | | UBB PF30 |
| PF30 - A83 | 83 | Asym | 46 | | | | X | X | | | X | | | | | PF30 |

NDS - L: Non-Drive side - Left
DS - R: Drive side - Right

Asymmetric: Asimétrico
Symmetric: Simétrico